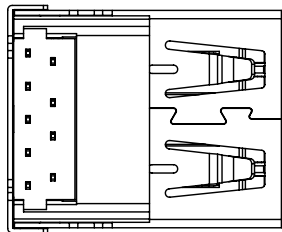
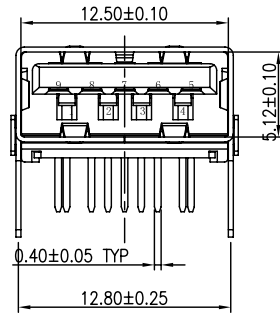
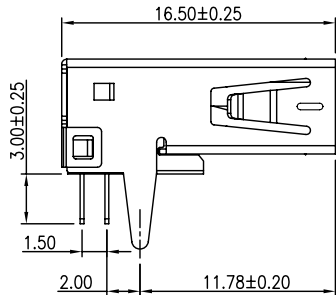
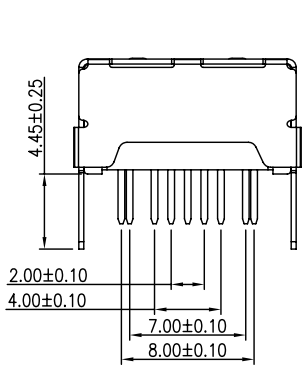


**SPECIFICATIONS:**  
 Contact current Rating:  
 1.8 Amperes for pin1&pin4.  
 0.25 Amperes other contacts  
 Dielectric Withstanding Voltage:AC 100V(RMS)  
 Insulation resistance:100Megohms Minimum.  
 Contact Resistance:  
 30mΩ Max for pin1&pin4  
 50mΩMax for other contacts  
**Mechanical Characteristics:**  
 Mating Force:35 Newtons.Maximum  
 Unmating Force:10 Newtons.Minimum.  
**MATERIAL:** 8N Min After Durability  
 Housing: PBT+30%GF 94V-0 COLOR:BLUE  
 Contact: copper alloy( T=0.25mm)  
 Shell: Brass  
**PLATING:**  
 Contact: Au Plated on contact area  
 Tin Plated on solder area  
 Nickel underplating over all  
 Shell: Nickel Plated  
 operating Temperature:-55°to+85°



Pin Number	Signal Name
1	VBUS
2	D-
3	D+
4	GND
5	SSRX-
6	SSRX+
7	GND
8	SSTX-
9	SSTX+
Shell	Shield

## DONGGUAN CITY COORLE TECHNOLOGY CO.,LTD

UNLESS OTHERWISE SPECIFIED TOLERANCES

METRIC  
 X. +/- 0.30  
 .X +/- 0.25  
 .XX +/- 0.25  
 FRACTIONS +/-  
 ANGLES +/- 2.00°

日期	品名规格	USB 3.0 AF 90°DIP [无卷边无缺口直脚 脚长3.0]
制图 Elaine	核准	料号
文件位置	字张	工程图号: DWG-USAF-072
比例	1 : 1	状态码 A 页数 1 1

